

Commonly applicable RFC KPIs


RFC Orient/East-Med



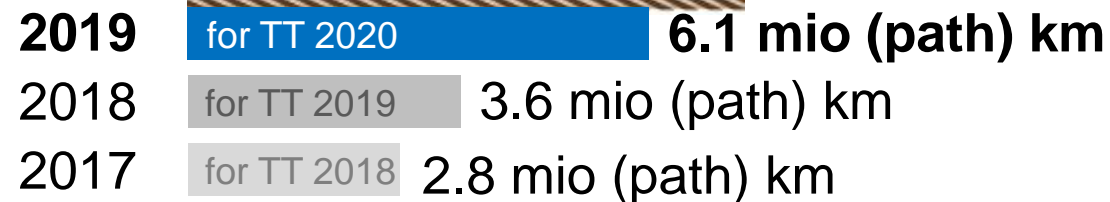
DE - CZ - AT - SK - HU - RO - BG - EL

CAPACITY MANAGEMENT

Volume of offered capacity – PaPs (at X-11)

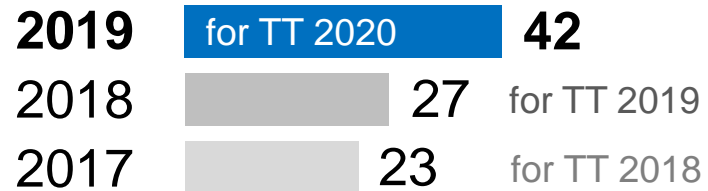


Volume of requested capacity – PaPs (at X-8)

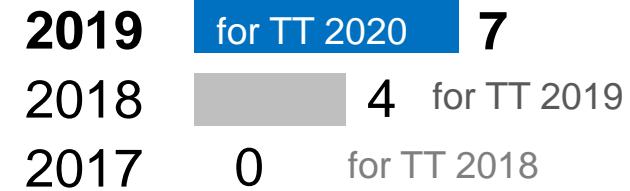
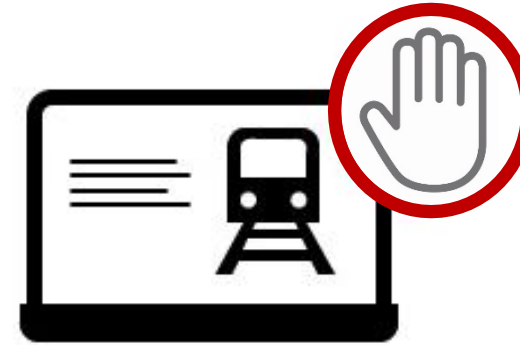


CAPACITY MANAGEMENT

Volume of requests – PaPs (at X-8)
(number of PCS dossiers)



Number of conflicts – PaPs (at X-8)
(number of conflicting PCS dossiers)



CAPACITY MANAGEMENT

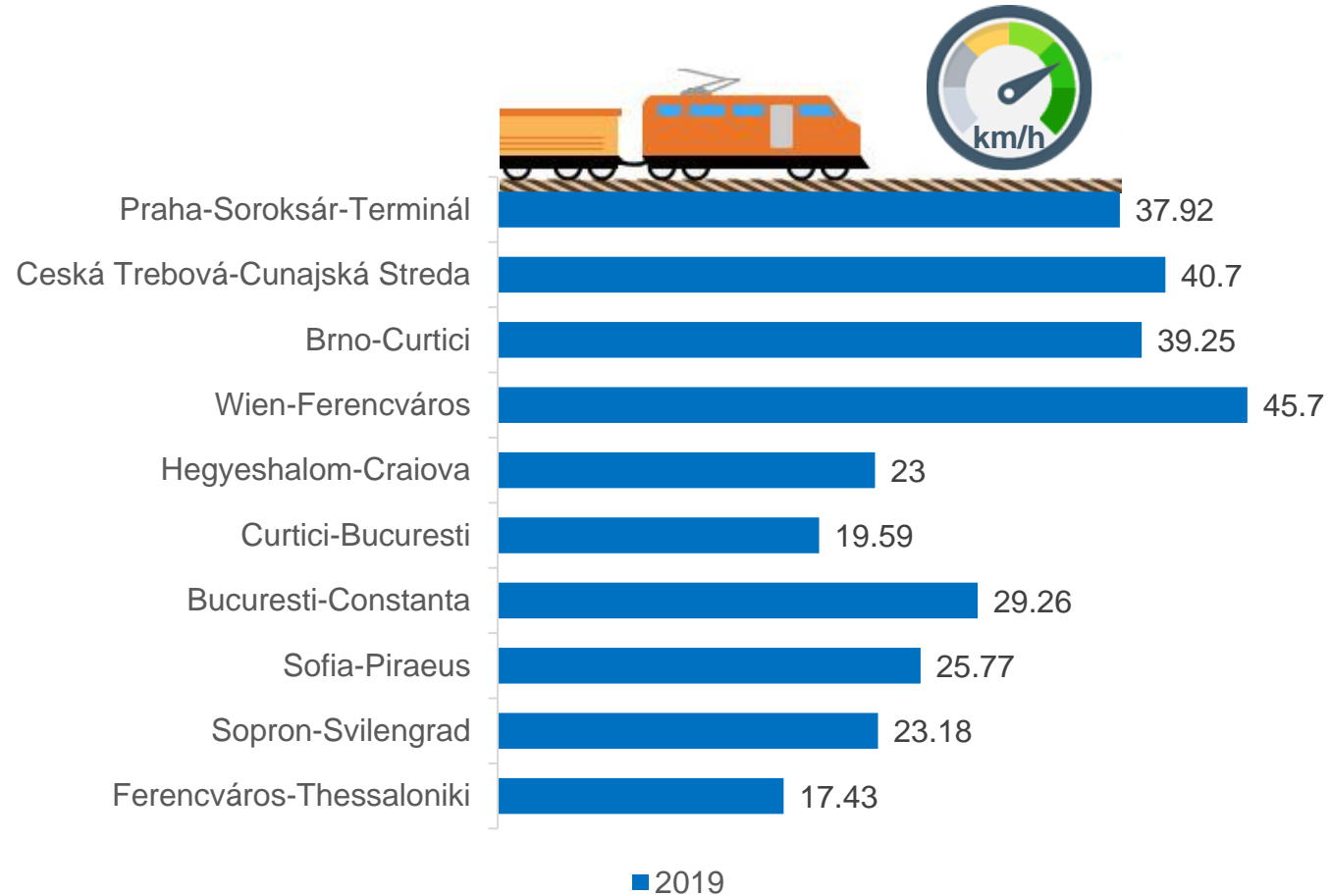
Volume of pre-booked capacity – PaPs (at X-7.5)



2019	for TT 2020	5.9 mio (path) km
2018	for TT 2019	3.6 mio (path) km
2017	for TT 2018	2.8 mio (path) km

CAPACITY MANAGEMENT

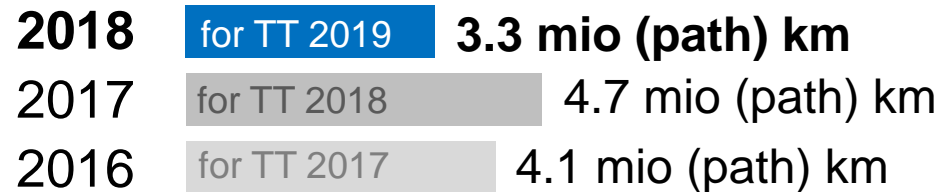
Commercial speed of PaPs*



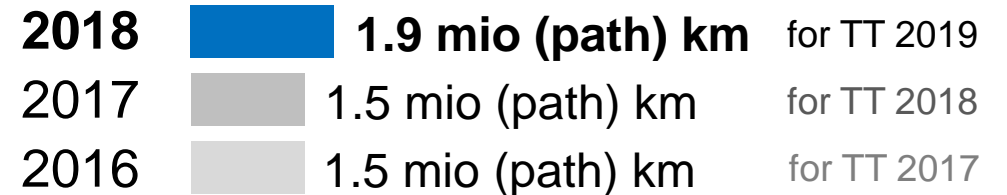
*Applicable as of 2019

CAPACITY MANAGEMENT

Volume of offered capacity – Reserve Capacity (at X-2)



Volume of requested capacity – Reserve Capacity (at X+12)



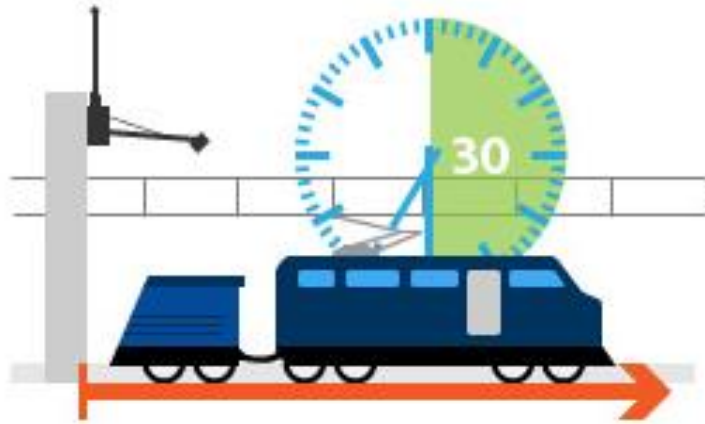
CAPACITY MANAGEMENT

**Volume of requests –
Reserve Capacity (at X+12)**
(number of PCS dossiers)



OPERATIONS

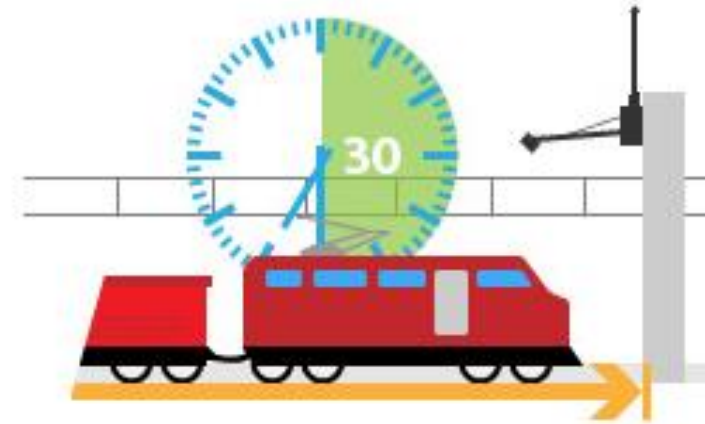
Punctuality at origin (RFC entry)



(delay \leq 30 minutes)

2018:  44%
2017:  48%

Punctuality at destination (RFC exit)

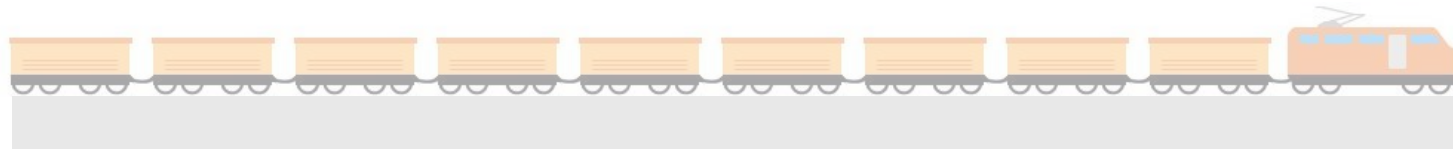


(delay \leq 30 minutes)

2018:  36%
2017:  35%

OPERATIONS

Number of train runs*



for RFC internal use only

*Total number of train runs having a running advice on selected pairs of border points.

Relation between the capacity allocated by the C-OSS and the total allocated capacity*

2018

Břeclav – Kúty	14%
Břeclav – Hohenau	0%
Nickelsdorf – Hegyeshalom	0%
Baumgarten – Sopron	0%
Rusovce – Rajka	0%
Komárno – Komárom	0%
Štúrovo – Szob	34%
Lőkösháza – Curtici	64%
Biharkeresztes - Episcopia Bihor	30%
Golenti - Vidin tovarna	N/A
Giurgiu – Ruse	10%
Kulata - Promachon	0%

*Applicable as of 2018

Traffic volume*

2017	2018
87,688	not available

*number of freight trains crossing defined pairs of border points

Disclaimer

- » Please refer to the annual reports of the RFC for comprehensive information concerning the figures and their analysis. In addition, you can find the description of each commonly applicable KPI in the RNE ['Guidelines for Key Performance Indicators of Rail Freight Corridors'](#).