

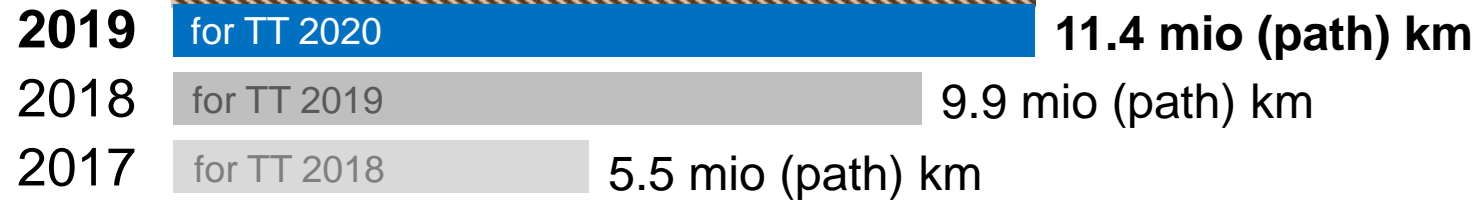
Commonly applicable RFC KPIs

RFC Atlantic

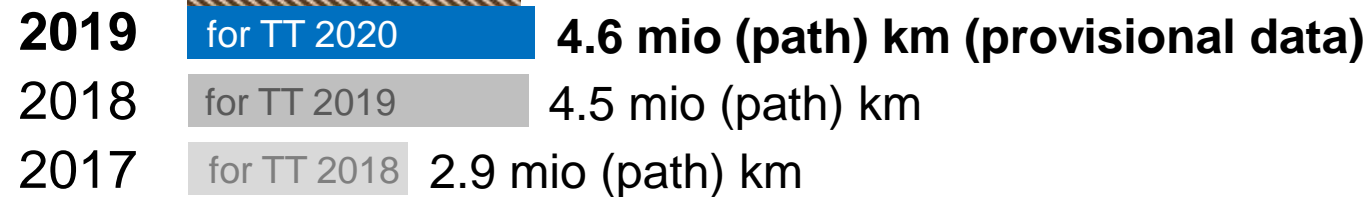


CAPACITY MANAGEMENT

Volume of offered capacity – PaPs (at X-11)

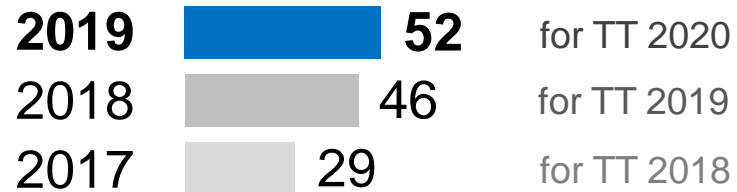


Volume of requested capacity – PaPs (at X-8)

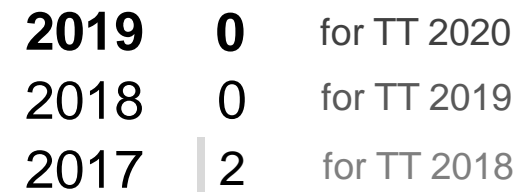
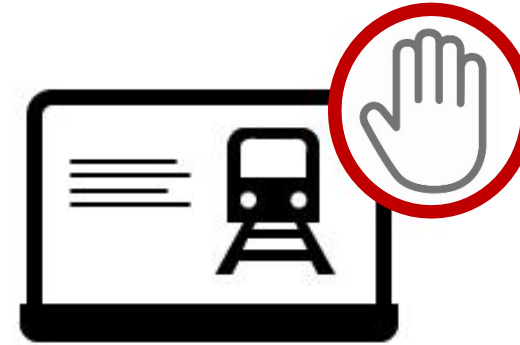


CAPACITY MANAGEMENT

Volume of requests – PaPs (at X-8)
(number of PCS dossiers)



Number of conflicts – PaPs (at X-8)
(number of conflicting PCS dossiers)



CAPACITY MANAGEMENT

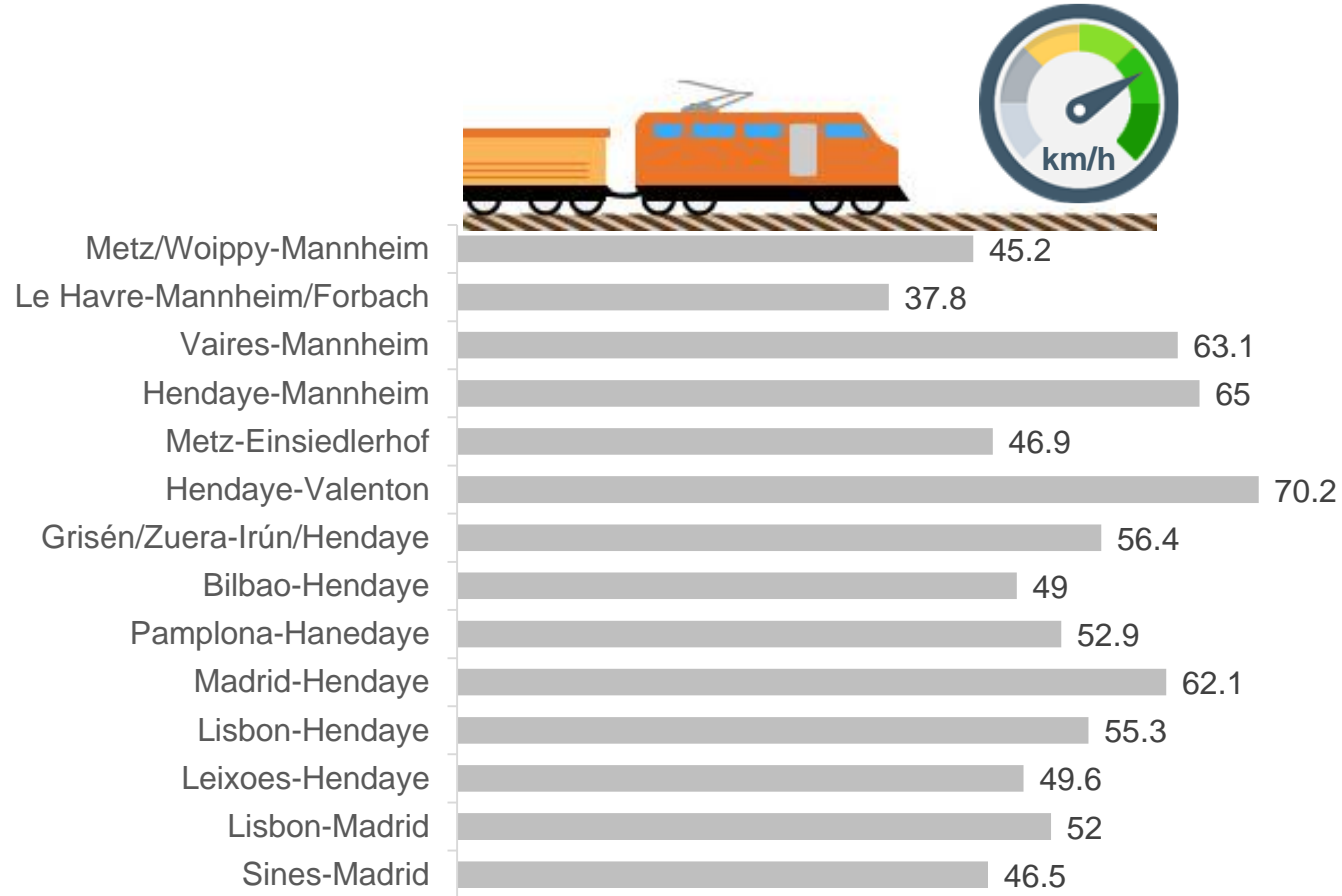
Volume of pre-booked capacity – PaPs (at X-7.5)



2019	for TT 2020	4.6 mio (path) km
2018	for TT 2019	4.5 mio (path) km
2017	for TT 2018	2.8 mio (path) km

CAPACITY MANAGEMENT

Commercial speed of PaPs*






*Applicable as of 2018

CAPACITY MANAGEMENT

Volume of offered capacity – Reserve Capacity (at X-2)



2018		2.1 mio (path) km	for TT 2019
2017		1.1 mio (path) km	for TT 2018
2016		2.6 mio (path) km	for TT 2017

Volume of requested capacity – Reserve Capacity (at X+12)



2018	for TT 2019	0 (path) km
2017	for TT 2018	0 (path) km
2016	for TT 2017	0.8 mio (path) km

CAPACITY MANAGEMENT

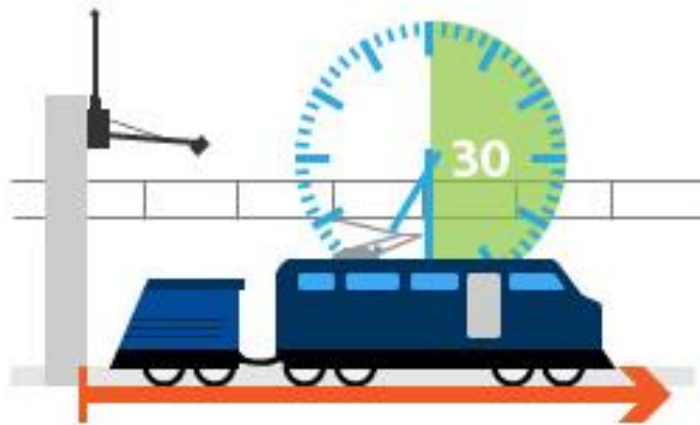
**Volume of requests –
Reserve Capacity (at X+12)**
(number of PCS dossiers)



2018	for TT 2019	0
2017	for TT 2018	0
2016	for TT 2017	7

OPERATIONS

Punctuality at origin (RFC entry)



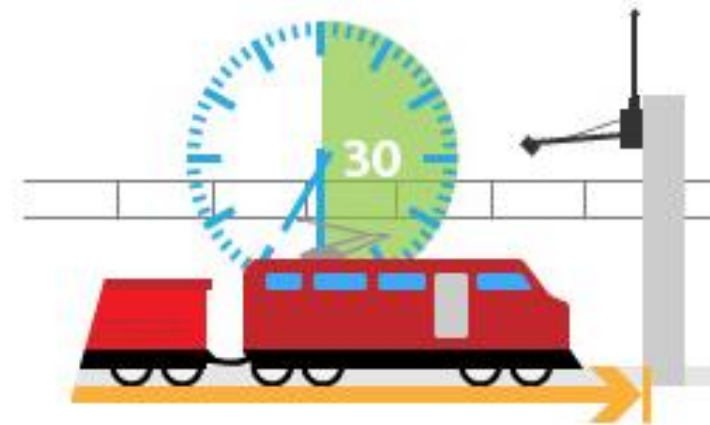
(delay \leq 30 minutes)

2018:  not available

2017:  75.0%

(Both directions at the border points.)

Punctuality at destination (RFC exit)



(delay \leq 30 minutes)

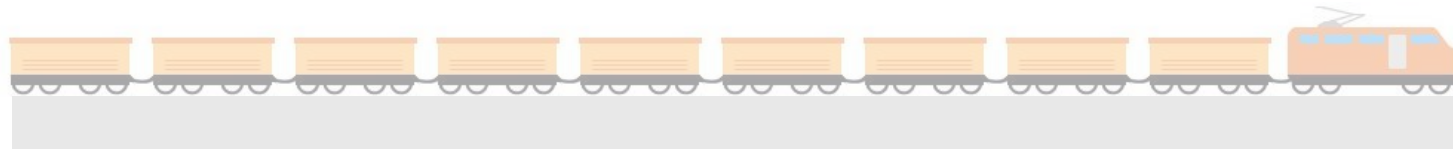
2018:  not available

2017:  75.0%

(Both directions at the border points.
Already incl. FR/DE border)

OPERATIONS

Number of train runs*



for RFC internal use only

*Total number of train runs having a running advice on selected pairs of border points.

Relation between the capacity allocated by the C-OSS and the total allocated capacity*

not available

*Applicable as of 2018

Traffic volume

not available

Disclaimer

- » Please refer to the annual reports of the RFC for comprehensive information concerning the figures and their analysis. In addition, you can find the description of each commonly applicable KPI in the RNE ['Guidelines for Key Performance Indicators of Rail Freight Corridors'](#).